




rockymounts  
**HotRod**



## Guidelines

This carrier is intended for bolt down applications  
Bicycle weight limit is 35lbs with this carrier  
Do not use with tandem bicycles  
After loading bicycle, shake fork side to side to ensure assembly is tight and secure

## Parts Included

A: Body with 15x100 Axle Adaptor    B: 15x110 Axle Adaptor    C: 12x100 Axle Adaptor    D: 2.5mm Allen Wrench



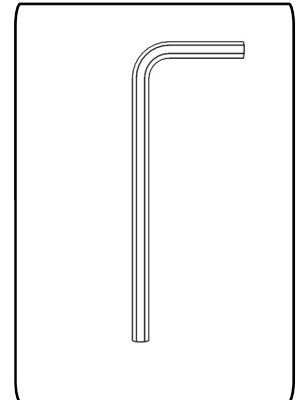
A (1x)



B (1x)



C (1x)



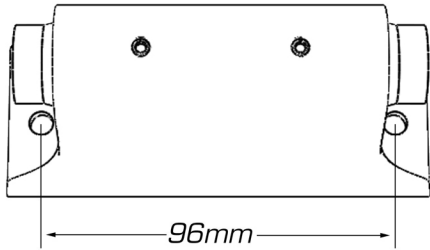
D (1x)

**Note:** mounting hardware not included due to wide variety of applications.  
For track mounting, use the track hardware kit (part number: 1098)

## Installation Instructions

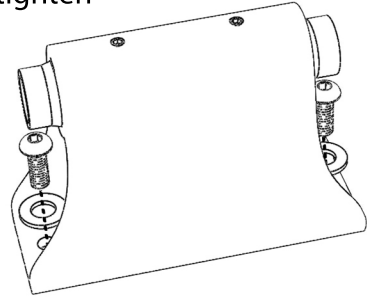
### 1 Prepare Mounting Surface

Mark locations and drill holes on mounting surface.  
(Holes fit M6 or 1/4" bolts and are spaced 96m)



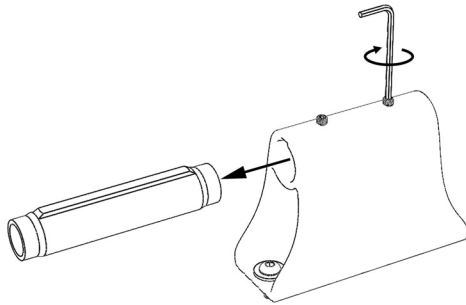
### 2 Install HotRod

Mount HotRod onto surface using appropriate fasteners and washers. For track applications loosely install track hardware and slide onto track. Position and tighten



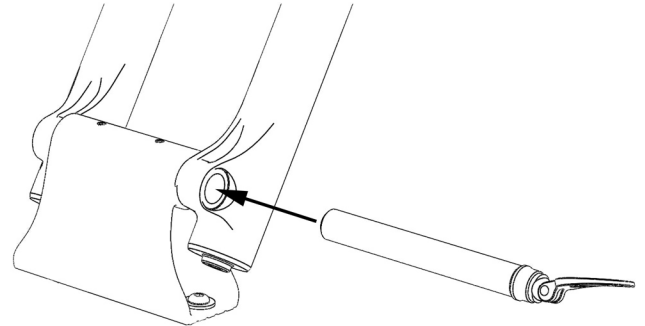
### 3 Install Axle Adaptor

Loosen set screws and slide adaptor out. Install appropriate adaptor and tighten set screws.  
(15x100 axle adaptor pre-installed)



### 4 Install Bike

Remove front wheel. Load fork onto HotRod and install thru axle. Refer to fork's owner's manual for instructions. Shake bike to ensure bike is secure



## Warnings

Remove Baby Seats, Panniers, U-Locks, or items that could detach from the bicycle.  
Do not use bicycle covers, bicycle bras, or bikes equipped with rear disc wheel.  
Not intended for off road use. Not intended for use on trailers or towed vehicles.  
Locks are only deterrents to thieves, RockyMounts, Inc. cannot be held liable for stolen bicycles.  
Check all fastenings (nuts, bolts, straps, and skewer) before each use.  
Once a year, remove HotRod from car. Clean and inspect for damage.

## Lifetime Warranty

Thank you for purchasing a RockyMounts product. We take pride in providing a great customer experience and manufacturing products that enable our customers to get their gear to their next colorful adventure.

As of January 1, 2014, RockyMounts products are covered for life to the original purchaser when used in accordance with the instruction manuals' assembly, installation and use guidelines.

If you feel something broke before it's time; please email us at [ride@rockymounts.com](mailto:ride@rockymounts.com) or call us at 800.873.1871. For the most efficient service, email a digital photo (we need this photo to verify the problem) of the product in questions, a brief description of the situation, and your purchase receipt. Our techs will respond within one business day. Most of the time we'll replace the part in question, but we may ask for more details.

RockyMounts, Inc. warranty only covers RockyMounts, Inc. products. It does not cover theft, or damage to vehicles and/or equipment. All products purchased prior to Jan 1, 2014 are covered by a one-year warranty; see your product manual for details.