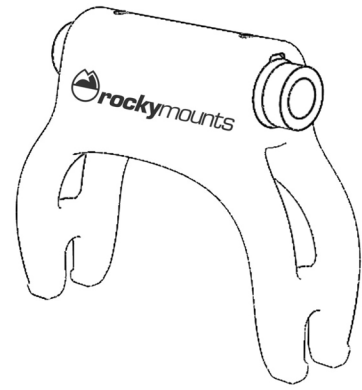




rockymounts
StreetRod



Guidelines

This adapter is for thru-axles for use on fork mounted bike carriers
Bicycle weight limit is 35lbs with this carrier.
Do not use with tandem bicycles
Do not exceed the load capacity of your vehicle's roof rack or bike carrier
After loading bicycle, shake fork side to side to ensure assembly is tight and secure

Parts Included

A: Body with 15x110 Axle Adaptor B: 15x100 Axle Adaptor C: 12x100 Axle Adaptor D: 2.5mm Allen Wrench



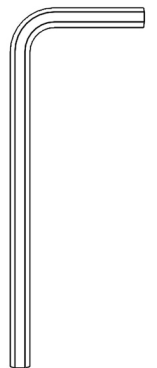
A (1x)



B (1x)



C (1x)

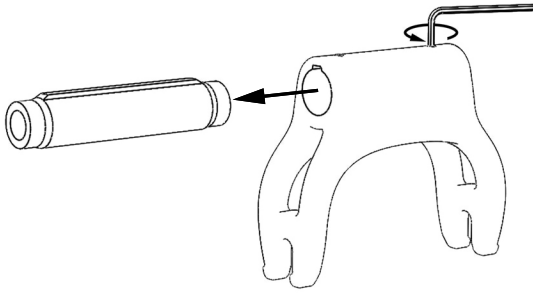


D (1x)

Installation Instructions

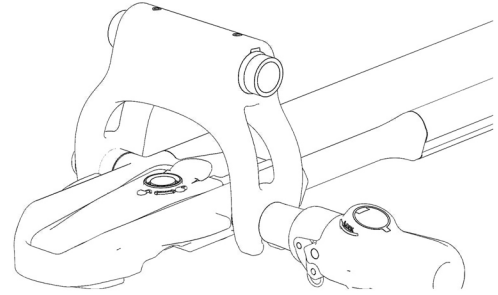
1 Install Axle Adaptor

Loosen set screws and slide adaptor out. Install appropriate adaptor and tighten set screws. (15x110 axle adaptor pre-installed)



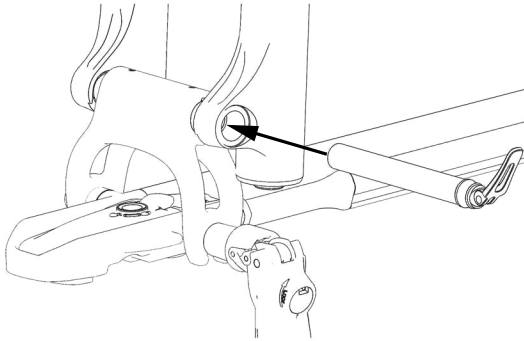
2 Install StreetRod

Place StreetRod onto standard fork mount quick release and turn handle to close. Shake StreetRod back and forth to ensure it is secure. Perform this test with each use



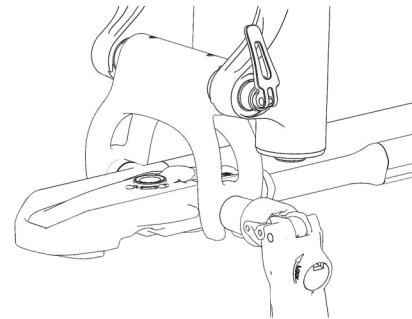
3 Install Bike

Remove front wheel. Load fork onto StreetRod and install thru axle. Refer to fork's user's manual for instructions



4 Safety Check

Grab fork legs and shake bike back and forth. Release handle and adaptor must be firm and not move. Perform safety check with each use



Warnings

Remove Baby Seats, Panniers, U-Locks, or items that could detach from the bicycle.
Do not use bicycle covers, bicycle bras, or bikes equipped with rear disc wheel.
Not intended for off road use. Not intended for use on trailers or towed vehicles.
Locks are only deterrents to thieves, RockyMounts, Inc. cannot be held liable for stolen bicycles.
Check all fastenings (nuts, bolts, straps, and skewer) before each use.
Once a year, remove StreetRod from car. Clean and inspect for damage.

Lifetime Warranty

Thank you for purchasing a RockyMounts™ product. We take pride in providing a great customer experience and manufacturing products that enable our customers to get their gear to their next colorful adventure.

As of January 1, 2014, RockyMounts™ products are covered for life to the original purchaser when used in accordance with the instruction manuals' assembly, installation and use guidelines.

If you feel something broke before it's time; please email us at ride@rockymounts.com or call us at 800.873.1871. For the most efficient service, email a digital photo (we need this photo to verify the problem) of the product in questions, a brief description of the situation, and your purchase receipt. Our techs will respond within one business day. Most of the time we'll replace the part in question, but we may ask for more details.

RockyMounts, Inc. warranty only covers RockyMounts, Inc. products. It does not cover theft, or damage to vehicles and/or equipment.

All products purchased prior to Jan 1, 2014 are covered by a one-year warranty; see your product manual for details.